


---

**\*Corresponding author:** Vishal Mehrotra, Reader, Department of Oral Medicine and Radiology, Rama Dental College Hospital and Research Center, Kanpur, India, Tel: 09956575812; E-mail: [vishal4march@rediffmail.com](mailto:vishal4march@rediffmail.com)

**Received:** April 02, 2015; **Accepted:** June 30, 2015; **Published:** July 02, 2015


**Citation:** Mehrotra V, Garg K, Sharma P, Sajid Z, Singh R (2015) A Study Based on Dental Awareness, Knowledge and Attitudes among the Medical Practitioners in and Around Kanpur City (India). J Interdiscipl Med Dent Sci 3: 183. doi:KV



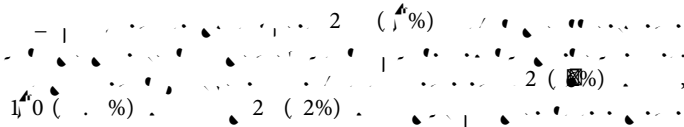



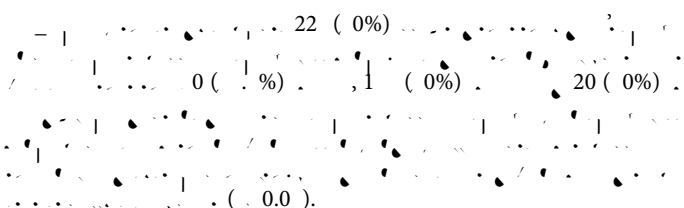

1. . . . .

**Citation:** Mehrotra V, Garg K, Sharma P, Sajid Z, Singh R (2015) A Study Based on Dental Awareness, Knowledge and Attitudes among the Medical Practitioners in and Around Kanpur City (India). J Interdiscipl Med Dent Sci 3: 183. doi: [10.4172/2376-032X.1000183](https://doi.org/10.4172/2376-032X.1000183)

---



### Responses of Study Subjects Based on their Attitudes towards Dental Health (n = 111)



Questions on Attitude to dental health	Distribution of the study subjects according to their responses				
	Total	UG	PG	PG diploma	
How many times a patient should be advised to brush his/her teeth (including the medical practitioners)	a) Once daily (tooth paste/gel)	68% (17)	6.6% (05)	6.6% (10)	8% (02)
	b) Twice daily (tooth paste/gel)	93.2% (233)	93.3% (70)	93.3% (140)	92% (23)
Does the doctor smoke or consumes tobacco in smokeless form	a) Yes	10% (25)	6.6% (05)	10% (15)	20% (05)
	b) No	90% (225)	93.3% (70)	90% (135)	80% (20)
In how much duration should the patients visiting the medical doctors advise to visit the dentist?	a) Atleast once in six month	81.6% (204)	89.3% (67)	76.6% (115)	88% (22)
	b) Once in two months	4.4% (11)	4% (03)	5.3% (08)	0
	c) Only if in pain	10.4% (26)	4% (03)	14.6% (22)	4% (01)
	d) Once in every 2-5 years	3.6% (09)	2.6% (02)	3.3% (05)	8% (02)
Patient with a dental abscess	a) Refer the patient to dentist	84% (210)	90.6% (68)	76.6% (115)	88% (22)
	b) Prescribe antibiotics and analgesics	16% (40)	9.3% (07)	30% (45)	12% (03)
	c) Ignore	0	0	0	0
Does dental treatments improve quality of life?	a) Yes	97.2% (243)	98.6% (74)	97.3% (146)	92% (23)
	b) No	2.8% (07)	1.3% (01)	2.6% (04)	8% (02)
Do pregnant women need dental check –up?	a) Yes	99.2% (248)	100% (75)	98.6% (148)	100% (25)
	b) No	0.8% (02)	0	1.3% (02)	0
Advise periodic dental care for paediatric patients	a) Yes	94% (235)	96% (72)	93.3% (140)	92% (23)
	b) No	6% (15)	4% (03)	6.6% (10)	8% (02)
Should the medical doctors examine the oral mucosa of the patients visiting them	a) Yes	92% (230)	89.3% (67)	90.6% (136)	88% (22)
	b) No	8% (20)	10.6% (08)	9.3% (14)	12% (03)

Table 3: Questions on Attitude.

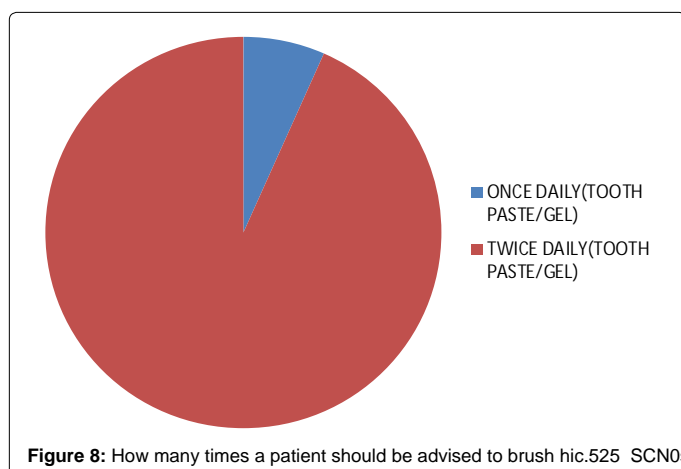
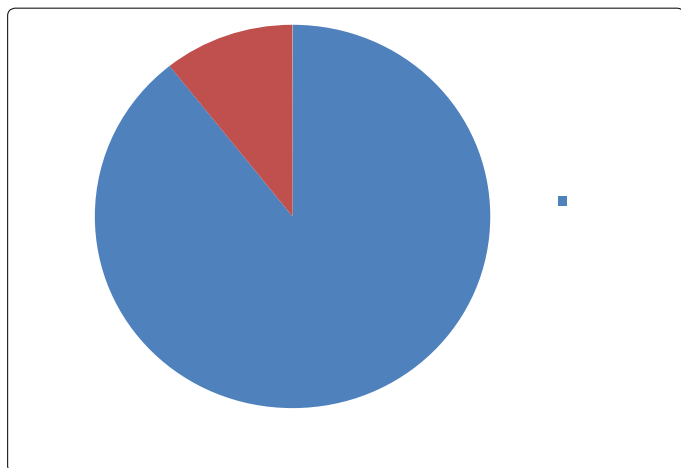
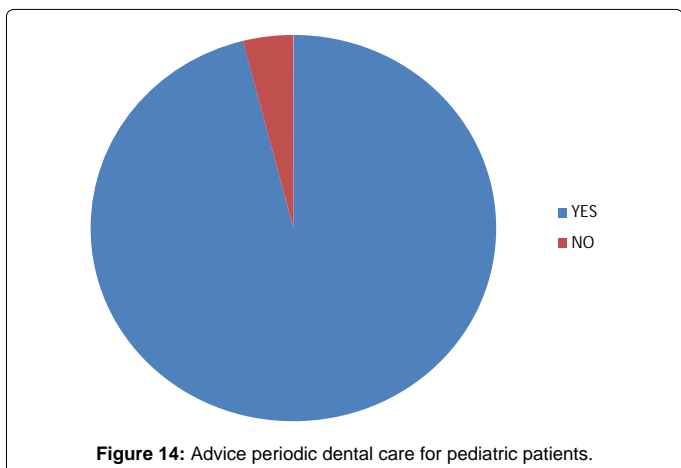
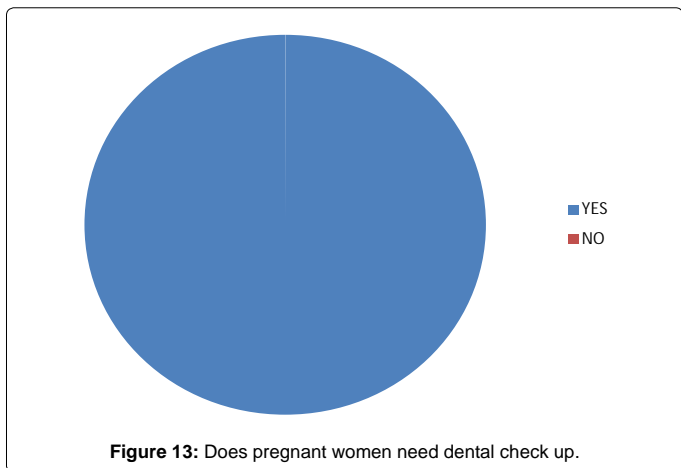
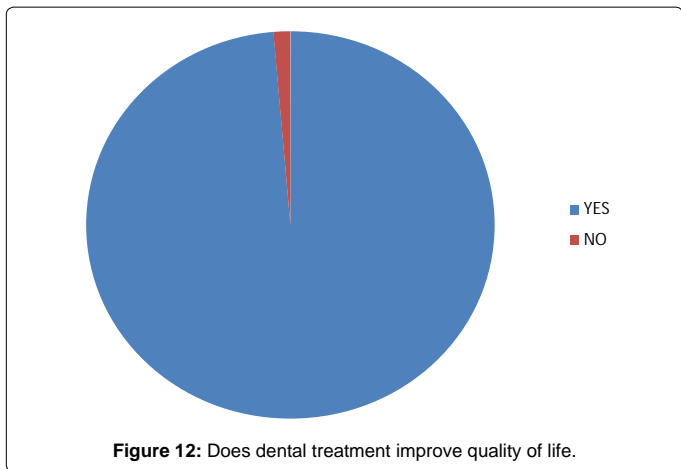
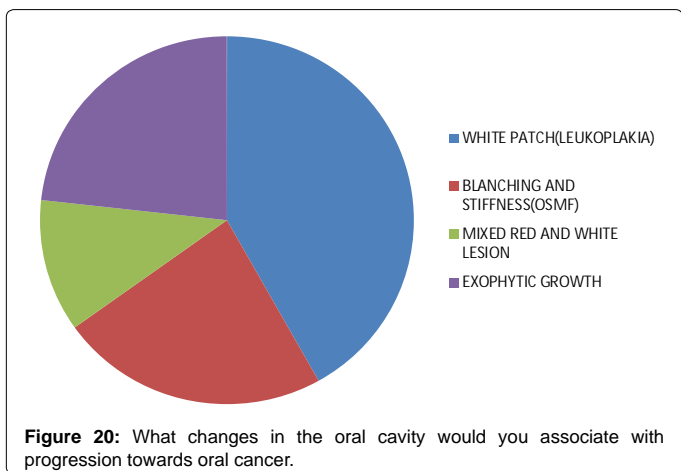
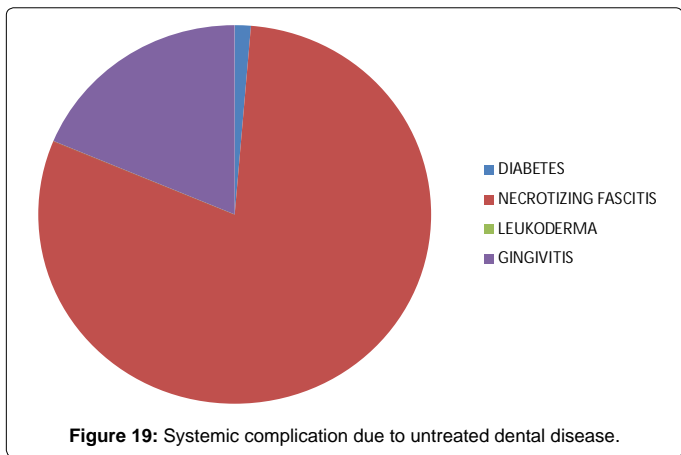
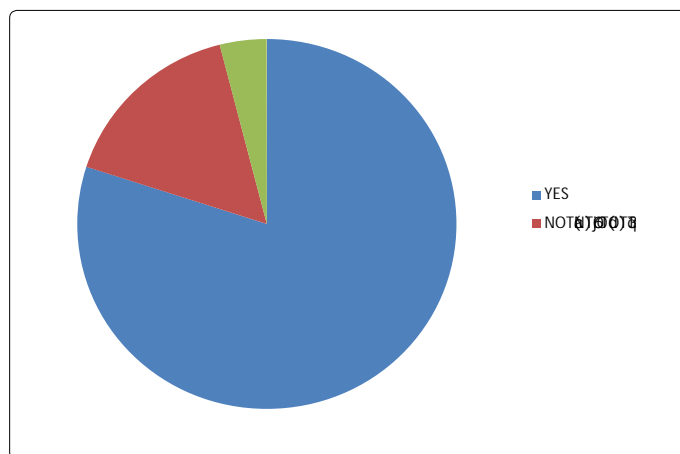
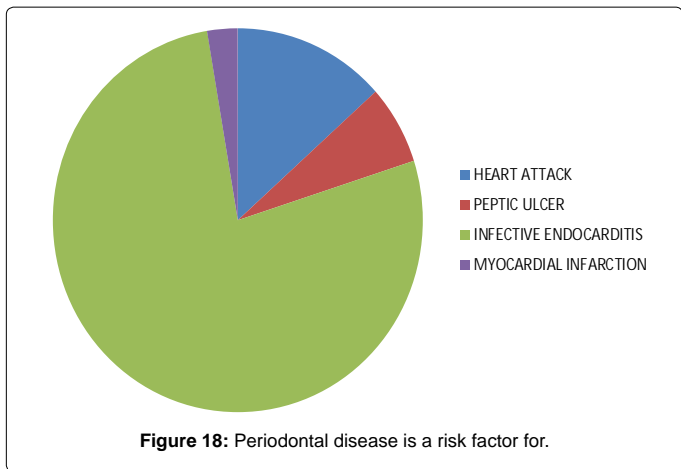


Figure 8: How many times a patient should be advised to brush his/her teeth. 525 SCN056nr teeth 0 595.276 841.89 reW n0 0 0 SCN4 M /GS0 gsq 1 0 0 1 45.3203 43131632 8m0 0 m-









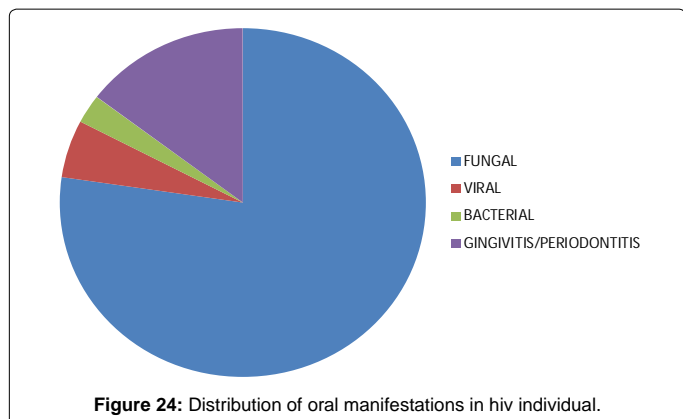


Figure 24: Distribution of oral manifestations in hiv individual.

... ..

### References

1. Long RG, Hlousek L, Doyle JL (1998) Oral manifestations of systemic diseases. Mt Sinai J Med 65: 309-315.
2. Cheraskin E (1958) Oral manifestations of systemic diseases. J Natl Med Assoc 50: 241-247.
- 3.

### Conclusion

... ..