


Abstract


The maintenance of cellular homeostasis is a complex and dynamic process involving intricate networks of metabolic pathways and cellular signaling mechanisms. This interplay is crucial for normal cellular function and

Cross-talk in disease states




Therapeutic strategies

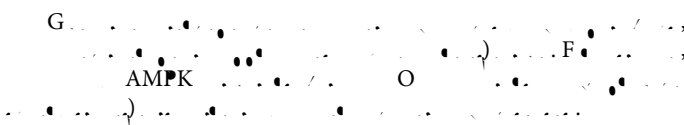
Targeting metabolic pathways




Modulating signaling pathways



Combined approaches



Conclusion



References

1. Abdollahi M (2003) Oxidative stress in aging. *Oxid Med Cell Longev* 2014: 876-834.
2. Hagen TM (2003) Oxidative stress, redox imbalance, and the aging process. *Antioxid Redox Signal* 5: 503-506.
3. Jones DP (2006) Oxidative stress in aging. *Rejuvenation Res* 9: 169-181.
4. Kregel KC, Zhang HJ (2007) An integrated view of oxidative stress in aging: a paradigm for the pathogenesis of age-related diseases. *Am J Physiol Regul Integr Comp Physiol* 292: 18-36.
5. Faraonio R (2022) Oxidative Stress and Cell Senescence Process. *Antioxidants* 11-12.
6. Liu J (2016) pNaKtide Ameliorates Experimental Uremic Cardiomyopathy. *Sci Rep* 6: 34592.
7. Yan Y (2013) Involvement of reactive oxygen species in a feed-forward mechanism of Na/K-ATPase-mediated signaling transduction. *J Biol Chem* 288: 34249-34258.
8. Sodhi K (2023) Inhibition of Na/K-ATPase signaling Attenuates Steatohepatitis and Atherosclerosis in Mice Fed a Western Diet. *Cell Mol Biol (Noisy-le-grand)* 69: 162-171.
9. Liu J (2002) Overexpression of Na/K-ATPase α 1 subunit in LLC-PK1 and MDCK cells. *Kidney Int* 62: 2118-25.
10. Li Z (2011) Na/K-ATPase mimetic pNaKtide peptide inhibits the growth of human cancer cells. *J Biol Chem* 286: 32394-403.