


/FVSPDZTUJDFSDPTJT " 3FWJFX

Shakthi KJS*

Department of Neurology, MBBS, MD Medicine, AIIMS, New Delhi, India.

Abstract

acquired epilepsy in India. The wide variety of clinical manifestations is based on the stage of the infection, size and location of cysticerci. Due to the pleomorphism, the management is a challenge in several cases. The use of cysticidal drugs helps in reducing the disease burden in the community. This review discusses the clinical features and management of Neurocysticercosis.






*Corresponding author: Shakthi KJS, Department of Neurology, MBBS, MD Medicine, AIIMS, New Delhi, India, E-mail: drshakthikjs@gmail.com

Received: 02-Jun-2022, Manuscript No. JNID-22-69496; Editor assigned: 04-Jun-2022, PreQC No. JNID-22-69496 (PQ); Reviewed: 20-Jun-2022, QC No. JNID-22-69496; Revised: 24-Jun-2022, Manuscript No. JNID-22-69496 (R); Published: 30-Jun-2022, DOI: 10.4172/2314-7326.1000399

Citation: Shakthi KJS (2022) Neurocysticercosis: A Review. J Neuroinfect Dis 13: 399.

Copyright: © 2022 Shakthi KJS. This is an open-access article distributed under the terms of the Creative Commons Attribution License, which permits unrestricted use, distribution, and reproduction in any medium, provided the original author and source are credited.





References

1. Amudhan S, Gururaj G, Satishchandra P (2015) Epilepsy in India I: Epidemiology and public health. *Ann Indian Acad Neurol* 18: 263-277.
2. Nash TE, Garcia HH (2011) Diagnosis and Treatment of Neurocysticercosis. *Nature reviews Neurology* 7: 584-594.
3. Garcia HH, Nash TE, Del Brutto OH (2014) Clinical symptoms, diagnosis, and treatment of neurocysticercosis. *Lancet Neurol* 13: 1202-1215.
4. Kimura-Hayama E T, Higuera J A, Corona-Cedillo R, Chávez-Macias L, Perochena A, et al. (2010) Neurocysticercosis: radiologic-pathologic correlation. *Radiographics* 30: 1705-1719.
5. Lerner A, Shiroishi MS, Zee CS (2012) Imaging of neurocysticercosis. *Neuroimaging Clin N Am* 22: 659.
6. Castillo M (2004) Imaging of neurocysticercosis. *Semin Roentgenol* 39: 465-473.
7. Hingwala, Divyata (2011) Applications of 3D CISS Sequence for Problem Solving in Neuroimaging. *The Indian Journal of Radiology Imaging* 21: 90-97.

8. Govindappa SS, Narayanan JP, Krishnamurthy VM (2000) Improved detection of intraventricular cysticercal cysts with the use of three-dimensional constructive interference in steady state MR sequence. *AJNR Am J Neuroradiol* 21: 679-684.
9. Zhao J L, Lerner A, Sh Z, Gao X J, Zee C S (2015) Imaging spectrum of neurocysticercosis. *Radiology of Infectious Diseases*, 1: 94-102.
10. Braga F, Rocha A J, Gomes H R, Hernandez Filho G, Fonseca RB (2004) 100% supplemental O2 in the evaluation of neurocysticercosis. *AJNR Am J Neuroradiol* 25: 295-297.
11. Garcia H H, Castillo Y, Gonzales I, Bustos J A , Saavedra H, et al. (2018) Cysticercosis Working Group in Peru. Low sensitivity and frequent crossreactions in commercially available antibody detection ELISA assays for *Taenia solium* cysticercosis. *Tropical Medicine & International Health* 23:101-105.
12. Padma M V, Behari M, Misra N K, Ahuja G K (1995) Albendazole in neurocysticercosis. *Natl Med J India* 8: 255-258.
13. Padma M V, Behari M, Misra N K, Ahuja G K (1994) Albendazole in single CT ring lesions in epilepsy. *Neurology* 44: 1344-1344.
14. Garcia H H, Lescano A G, Lanchote V L, Pretell E J, Gonzales I, et al. (2011). Pharmacokinetics of combined treatment with praziquantel and albendazole in neurocysticercosis. *British journal of clinical pharmacology* 72: 77-84.
15. Abba, Katharine, Sridharan Ramaratnam, Ranganathan L N (2010) Anthelmintics for people with neurocysticercosis. *Cochrane Database Syst Rev* 3.
16. Kaur P, Dhiman P, Dhawan N, Nijhawan R, Pandit S (2010) Comparison of 1 week versus 4 weeks of albendazole therapy in single small enhancing computed tomography lesion. *Neurology India* 58: 560.
17. White Jr A, Clinton (2018) Diagnosis and Treatment of Neurocysticercosis: 2017 Clinical Practice Guidelines by the Infectious Diseases Society of America (IDSA) and the American Society of Tropical Medicine and Hygiene (ASTMH). *Clin Infect Dis* 66: e49-e75.
18. Matthaiou D K, Panos G, Adamidi E S, Falagas M E (2008) Albendazole versus praziquantel in the treatment of neurocysticercosis: a meta-analysis of comparative trials. *PLoS neglected tropical diseases* 2(3), e194.